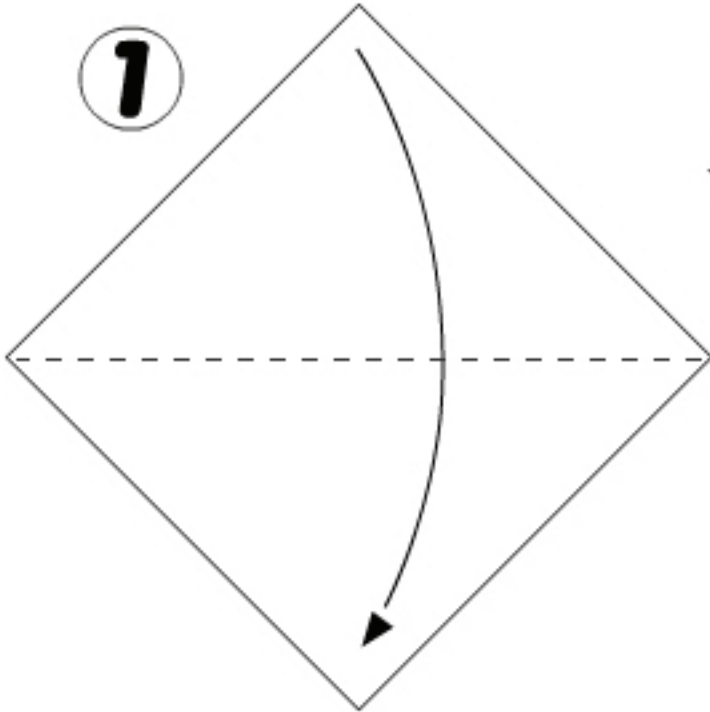


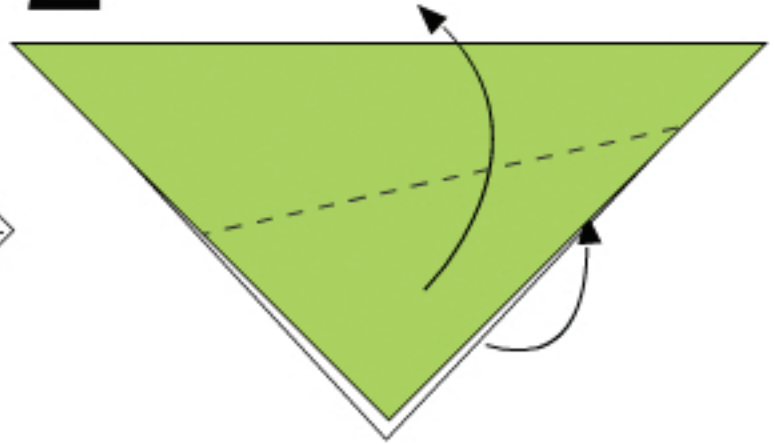
# Grasshopper

1



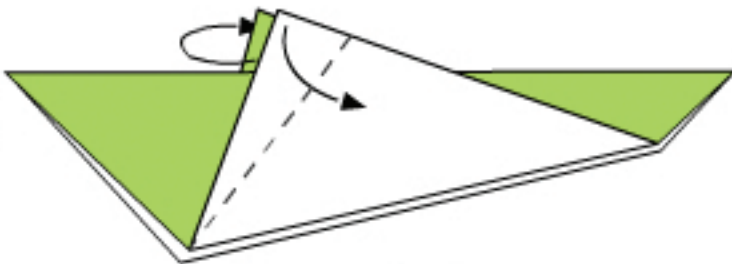
Color side down, fold square piece of paper in half.

2



Fold bottom points up at the dotted line, front and back.

3



Fold front points down at the dotted lines.

4



Draw in the face. Use wiggly eyes if you have them.

Optional: To make into a finger puppet, tape a small strip of paper to the back for finger to poke through.

**nickjr**

Watch Ni Hao Kai-Lan on Nick Jr  
© Nickelodeon UK. All rights reserved. 2011  
[www.nickjr.co.uk](http://www.nickjr.co.uk)

folding paper

